

Low Voltage Architectural Accent Lighting For Hardscapes



Paver Lights



Wall & Step Lights



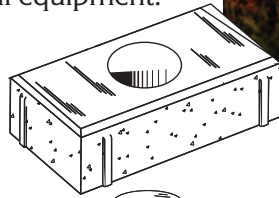
Deck, Dock & Deck Rail Lights

Evening Star PL250 Series Paver Lighting System


Model PL60 is designed for common 2 3/8" (60mm) thick pavers and Model PL70 is for vehicular grade 2 3/4" (70mm) thick pavers and slabs.

The small footprint presents understated aesthetic appeal and optimum design flexibility. A mere 2 1/2 inches in diameter, round fixture design embodies both function and flair. Instead of taking the place of a paver like other brands, it installs directly into any concrete or brick paver flush with the surface – adding stylish, low voltage, accent and security lighting to patios and pool decks; entranceways; walkways and steps; and driveways. The fixture containing the wire harness, remains permanently in the paver. No re-lamping is necessary because the unique Cam-Lock™ allows quick replacement of only the Lamp Module™. The module is recessed preventing damage from snow removal equipment.

- **Durable polycarbonate construction...** Withstands vehicular and pedestrian traffic.
- **Economical...** Uses a low voltage, 4-watt, 15,000-hr. incandescent lamp.
- **Maintenance-free...** Lamp Modules are completely sealed, weed and corrosion proof.
- **Exclusive Power Tap™ Connector...** Make quick circuit connections to power supply cable.
- **Add or relocate fixtures easily...** Without wire nuts or splicing.



Lamp Modules are unaffected by water, corrosive de-icing salts, or coastal environments.




60mm Paver



70mm Slab Paver

US Patent Nos. 7,070,294 & 7,556,394
CA Patent Nos. 2,491,501 & Pending 2,591,736

Designer Colors



Frost Rouge Seaglass Firefly Pacific

Architectural Colors



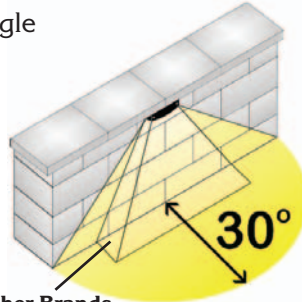
Blush Brandywine Sesame Driftwood Ash



Evening Star WL600 Crescent Series Wall & Step Lighting

Designed to install easily under wall cap or step material without fasteners, the heavy-duty stainless steel fixture includes a designer faceplate, which is available in antiqued copper or brass with or without a debossed vignette, brushed stainless steel, or with a natural, powder coated, faux finish.

- Advanced optics... fixed at a 30° angle project a smooth, diffused wash of illumination forward onto the ground where it is needed most
- Replaceable, snap-in double bulb Lamp Module™ is completely sealed... and offers cool operation with no burn hazard



Other Brands

- 6-foot wire harness and cable connector included (Choice of Power Tap Connector or wire nuts)



Antiqued Copper Vignette

As Seen On...



Antiqued Copper



Weathered Brown Faux Finish



Antiqued Brass Vignette



Earth Faux Finish



Antiqued Brass



Desert Stone Faux Finish



Brushed Stainless Steel



Rust Faux Finish



Pewter Faux Finish



Stucco Faux Finish



Granite Faux Finish




Black Iron Faux Finish



Warm White
(Included with all fixtures)



Bug Light
(Available to ward off flying and swarming insects)



US Patent Pending 12,370,980
CA Patent Pending 2,654,119

Evening Star Deck, Dock & Deck Rail Lighting

DL250 Deck and Dock Light

The round design is perfect for subtle illumination on wood and composite decking as thin as one inch in a variety of applications. Depending on the actual material and installation criteria, Lamp Modules can be surface mounted or recessed flush with the surface, both methods without exposed wiring — adding stylish accent and security lighting to decks, boat docks and ramps for the physically challenged.



Recessed Mount



Surface Mount



Maintenance-free!

No re-lamping necessary!

Sealed Lamp Modules are waterproof and corrosion proof even in harsh coastal environments. Unique Cam-Lock™ allows quick replacement of only the Lamp Module.

US Patent No. 7,556,394 & CA Patent No. 2,491,501

Designer Colors



Frost

Rouge

Seaglass

Firefly

Pacific

Architectural Colors



Blush

Brandywine

Sesame

Driftwood

Ash

CRESCENT™ Series 6" Deck Rail Light

The DLSS600 single faceplate model mounts easily under intermittent top deck rail. Model DLDS600 has a double faceplate for mounting under continuous top rail. The commercial grade, stainless steel fixture is available with several designer faceplate options (Refer to Wall & Step Light page).

- Fixed 30° angle projects light forward onto the deck surface
- Snap-in double bulb Lamp Module™ replaces easily without tools
- 10-foot wire harness, cable connector and mounting hardware included




Single Faceplate



Double Faceplate



Warm White



Bug Light

Inspiring Design And Cost-Efficient Operation

Evening Star Lighting manufactures low voltage architectural accent lighting products for concrete pavers, landscape walls, columns, decking, deck rails and docks. The subtle, unobtrusive illumination from our hardscape lighting systems will enhance the visual appeal of a variety of outdoor living spaces and landscape designs.

“Form follows function” is a principle associated with modern architecture and industrial design that began in the 20th century. The standard is that the shape of an object or building should be primarily based upon its intended function or purpose.

The Product Research and Development Group at Evening Star Lighting has always embraced this principal in designing our products for the landscape architect, hardscape designer and professional contractor communities. As a result, the unique shapes as well as the advanced optics of our outdoor accent lighting contribute not only to their aesthetic appeal but also and most importantly, to their superb functionality.



Made In USA



For More Information, Visit
www.eveningstarlighting.com

Products, Parts & Accessories

PAVER LIGHTING

Lamp Support Assemblies for pavers & slabs

Note: A Lamp Support Assembly includes a Base, Power Tap Connector and Wire Harness. Order Lamp Modules separately.

Part No.	Description
PL60LSA	For 2-3/8" (60 mm)
PL70LSA	For 2-3/4" (70 mm)

RECESSED DECK & DOCK LIGHTING

Lamp Support Assemblies for wood, composite decking & boat docks

Part No.	Description
DL250TC	Assembly with Power Tap Connector
DL250WN	Assembly with Silicone Filled Wire Nuts

LAMP MODULES

For Paver, Deck & Dock Lighting (12 Volt 4 Watt)

Part No.	Description	Part No.	Description
PL250FR	Frost	PL250AS	Ash
PL250BL	Blush	PL250DR	Driftwood
PL250BW	Brandywine	PL250SG	Seaglass
PL250FI	Firefly	PL250RO	Rouge
PL250SE	Sesame	PL250PA	Pacific

LAMP MAINTENANCE

Part No.	Description
PLRT	Removal Tool for installing or replacing PL250 series lamp modules
PLACB	Compressed Air Kit for removing debris between the lamp module and paver during replacement

CORE DRILLING EQUIPMENT

Part No.	Description
PLFIK	Field Installation Kit for coring pavers on site using an electric hand drill
THD6	Target® HD-6 Professional core drill for fast production drilling by hand
ESCDS	Evening Star Core Drilling Station for premium production drilling of pavers, brick & block
ESDIK	Deck Install Kit contains Forstner bits for installing the DL250 Lamp Support Assembly

CORE DRILLING ACCESSORIES

Part No.	Description
PLACT	Adjustable Coring Template for easy starting and positioning holes in pavers when drilling by hand
CBF250	Replacement Diamond Core Bit 10" long x 2.5" diameter with 5/8"-11 threads
CBD250	Replacement Diamond Core Bit 10" long x 2.5" diameter with 1-1/4"-7 threads
ESSW	Spanner Wrenches 36mm & 48mm wrenches for removing, or changing core bits

6" CRESCENT SERIES WALL, STEP & DECK RAIL LIGHTS

Sizes: WL600 3-1/2" W x 1-1/2" H • DLSS600 1-3/8" W x 1-1/2" H
DLDS600 1-3/8" W x 1-1/2" H

Description	Ordering Format
Wall & Step Light	WL600(faceplate code)(connector code)
Single Sided Deck Light	DLSS600(faceplate code)(connector code)
Double Sided Deck Light	DLDS600(WB,E,BI)(connector code)

Faceplate Code	Description	Faceplate Code	Description
C	Copper	B	Weathered Brown
CD	Copper with Vignette	E	Earth
B	Brass	R	Rust
BD	Brass with Vignette	S	Stucco
SS	Brushed Stainless	DS	Desert Stone
P	Pewter	BI	Black Iron
G	Granite		

Connector Code	Description
TC	Power Tap Connector
WN	Silicone Filled Wire Nuts

REPLACEMENT LAMP MODULES

For all 6" Crescent Series fixtures (12 Volt 8 Watt)

Part No.	Description
WL300C	Double Bulb Lamp Module - Warm White
WL300Y	Double Bulb Lamp Module - Bug Light

Note: For a complete selection of replacement parts and accessories, transformers, underground circuit cable, and professional sales tools, visit www.eveningstarlighting.com



For More Information, Visit www.eveningstarlighting.com

Find Us On Facebook:



Evening Star Lighting, Inc.
59 Sea Cliff Avenue Glen Cove, NY 11542
Main: 516.676.8003 Fax: 516.759.0756
Technical Support: 800.874.9394